

Dear Incoming Student,

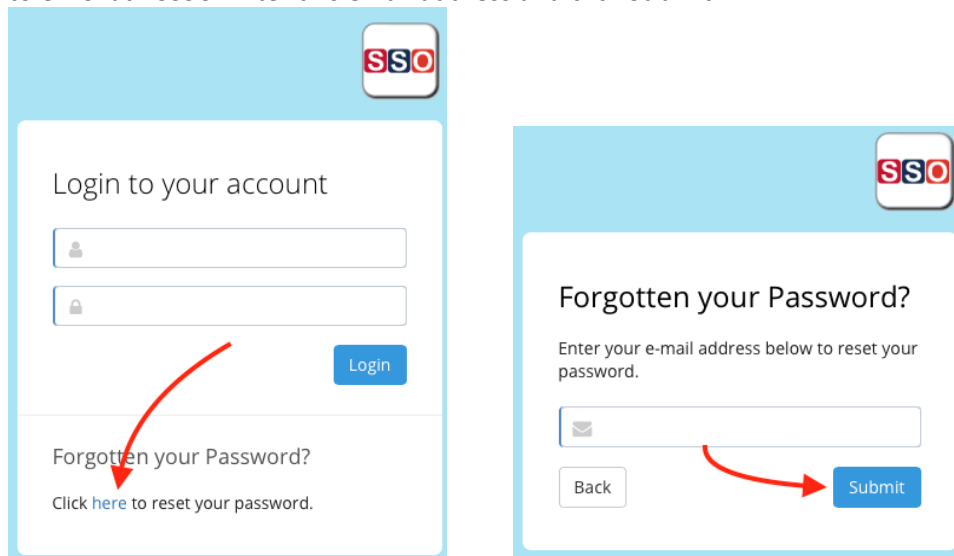
We're pleased to advise you'll be able to choose your courses for next year using SSO. You'll be able to access SSO from 8/8/24 at 9.00am until 30/8/24 at 11.55pm. You can access your selections by going to the following website:

<https://client.subjectselectiononline.com.au/?school=2982k>

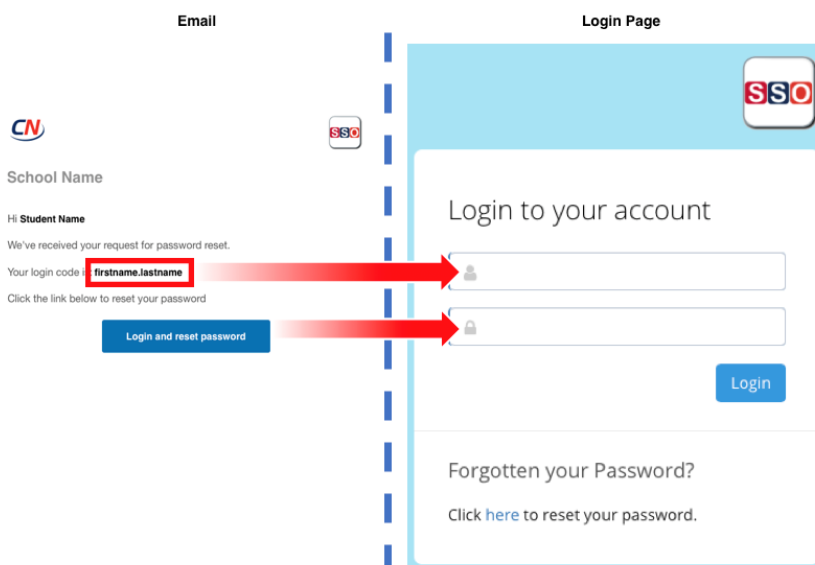
Please note, the site is only available between the dates and times above.

### How do I login?


You need to go the website, and go to the Reset Password link. Your login will be the email you used to enrol at BSSSC. Enter this email address and click Submit:



An email will be sent to the email address that was entered, if it has been entered correctly. This email will contain the login code required, and will allow you to set your own password.



What do I need to do once I've logged in?

Read the information and complete the instructions that appear on the screen. You can see which instructions you've completed correctly, when they are marked with a green tick  in the left margin.

Once you have made your selections, they will automatically save. You do not need to press a submit or save button.

Ask your parent/carer to sit with you when you make your selections, and discuss what you're choosing. Make sure you've completed all instructions on the screen.

What do I do if I need help?

Send an email to [enrolments@bssc.edu.au](mailto:enrolments@bssc.edu.au) outlining your issue. A staff member from BSSC will make contact to help rectify the issue.